



# Satish Pradhan Dnyanasadhana College, Thane

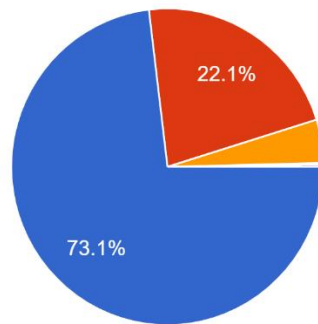
*(Arts, Science and Commerce)*

## Student Satisfaction Survey (SSS) On Overall Institutional Performance Academic Year- 2018-2019

### Section A: Student Satisfaction Survey on Teaching Learning Process

1. How much of the syllabus was covered in the class?

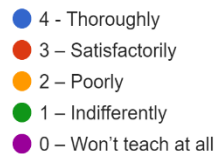
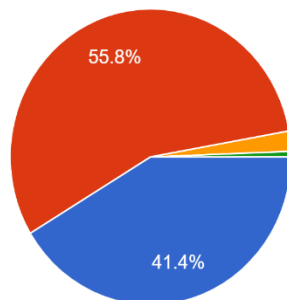
498 responses



4 - 85-100 %	364
3 - 70-84 %	110
2 - 55-69 %	22
1 - 30-54 %	1
0 - Below 30 %	1

2. How well did the teachers prepare for the class?

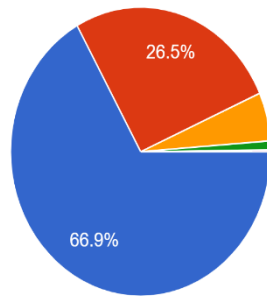
498 responses



4 - Thoroughly	206
3 - Satisfactorily	278
2 - Poorly	11
1 - Indifferently	3
0 - Will not teach at all	0

3. How well were the teachers able to communicate?

498 responses

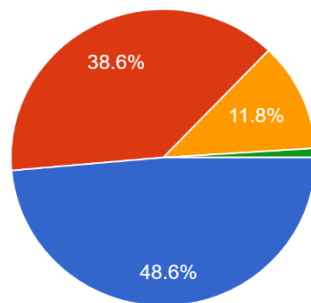


- 4 – Always effective
- 3 – Sometimes effective
- 2 – Just satisfactorily
- 1– Generally ineffective
- 0– Very poor communication

4 – Always effective	333
3 – Sometimes effective	132
2 – Just satisfactorily	27
1– Generally ineffective	5
0– Very poor communication	1

4. The teacher’s approach to teaching can best be described as

498 responses

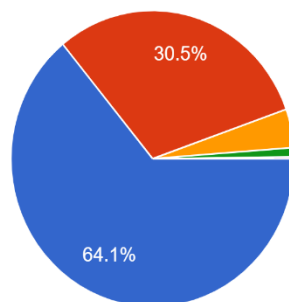


- 4– Excellent
- 3 – Very good
- 2 – Good
- 1 – Fair
- 0– Poor

4– Excellent	242
3 – Very good	192
2 – Good	59
1 – Fair	5
0– Poor	0

5. Fairness of the internal evaluation process by the teachers (Unit Test, Assignments, Oral Examination, Open Book Test, Project Evaluation, etc.)

498 responses

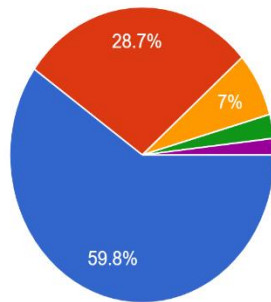


- 4 – Always fair
- 3 – Usually fair
- 2 – Sometimes unfair
- 1 – Usually unfair
- 0– Unfair

4 – Always fair	319
3 – Usually fair	152
2 – Sometimes unfair	21
1 – Usually unfair	5
0– Unfair	1

6. Was your performance in assignments discussed with you?

498 responses

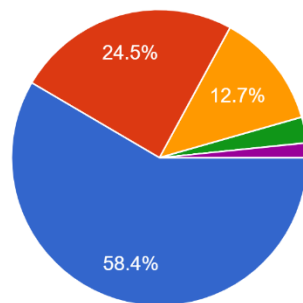


- 4 – Every time
- 3 – Usually
- 2 – Occasionally/Sometimes
- 1 – Rarely
- 0– Never

4 – Every time	298
3 – Usually	143
2 – Occasionally/Sometimes	35
1 – Rarely	13
0– Never	9

7. The institute takes active interest in promoting internship, student exchange, field visit opportunities for students.

498 responses

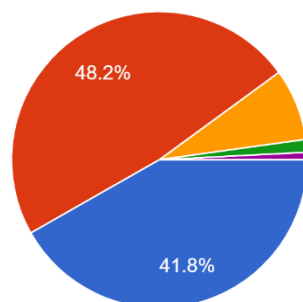


- 4 – Regularly
- 3 – Often
- 2 – Sometimes
- 1 – Rarely
- 0– Never

4 – Regularly	291
3 – Often	122
2 – Sometimes	63
1 – Rarely	14
0– Never	8

8. The teaching and mentoring process in your institution facilitates your overall development ( cognitive, social and emotional growth).

498 responses

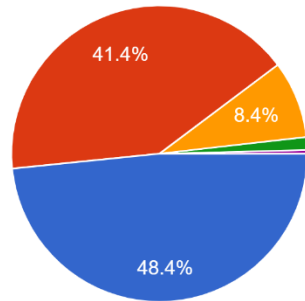


- 4 – Significantly
- 3 – Very well
- 2 – Moderately
- 1 – Marginally
- 0– Not at all

4 – Significantly	208
3 – Very well	240
2 – Moderately	39
1 – Marginally	7
0– Not at all	4

9. The institution provides multiple opportunities to learn and grow (SAC, Earn and Learn, NSS, NCC, Sports, Cultural Programme, Research Activities, Competitions, Quizzes etc.).

498 responses

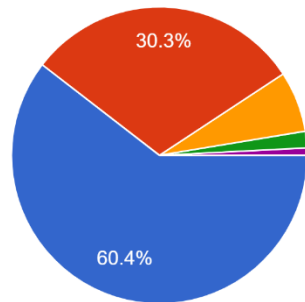


- 4 – Strongly agree
- 3 – Agree
- 2 – Neutral
- 1 – Disagree
- 0 – Strongly disagree

4 – Strongly agree	241
3 – Agree	206
2 – Neutral	42
1 – Disagree	7
0 – Strongly disagree	2

10. Teachers inform you about your expected competencies, course outcomes and programme outcomes (Career Opportunities).

498 responses

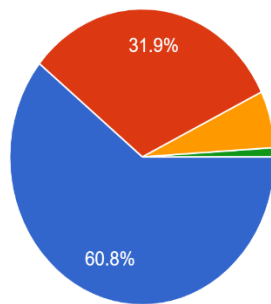


- 4 – Every time
- 3 – Usually
- 2 – Occasionally/Sometimes
- 1 – Rarely
- 0 – Never

4 – Every time	301
3 – Usually	151
2 – Occasionally/Sometimes	33
1 – Rarely	9
0 – Never	4

11. The teachers illustrate the concepts through examples and applications.

498 responses

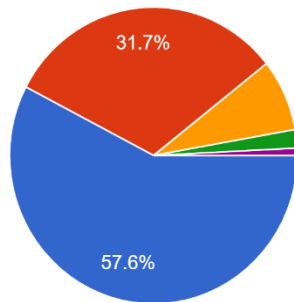


- 4 – Every time
- 3 – Usually
- 2 – Occasionally/Sometimes
- 1 – Rarely
- 0 – Never

4 – Every time	303
3 – Usually	159
2 – Occasionally/Sometimes	31
1 – Rarely	5
0 – Never	0

12. The teachers identify your strengths and encourage you with providing right level of challenges.

498 responses

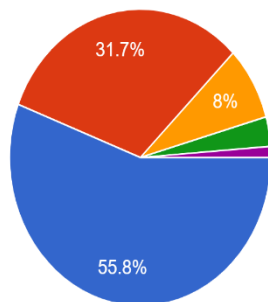


- 4 – Fully
- 3 – Reasonably
- 2 – Partially
- 1 – Slightly
- 0– Unable to

4 – Fully	287
3 – Reasonably	158
2 – Partially	39
1 – Slightly	10
0– Unable to	4

13. Teachers are able to identify your weaknesses and help you to overcome them.

498 responses

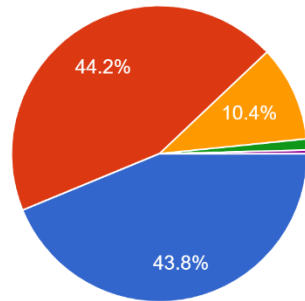


- 4 – Every time
- 3 – Usually
- 2 – Occasionally/Sometimes
- 1 – Rarely
- 0 – Never

4 – Every time	278
3 – Usually	158
2 – Occasionally/Sometimes	40
1 – Rarely	16
0 – Never	6

14. The institution makes effort to engage students in the monitoring, review and continuous quality improvement of the teaching learning process (representative, Group Leader, Activity Incharge etc.).

498 responses

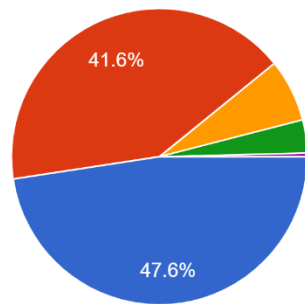


- 4 – Strongly agree
- 3 – Agree
- 2 – Neutral
- 1 – Disagree
- 0 – Strongly disagree

4 – Strongly agree	218
3 – Agree	220
2 – Neutral	52
1 – Disagree	6
0 – Strongly disagree	2

15. The institute/ teachers use student centric methods, such as experiential learning, participative learning and problem solving methodologies for enhancing learning experiences.

498 responses

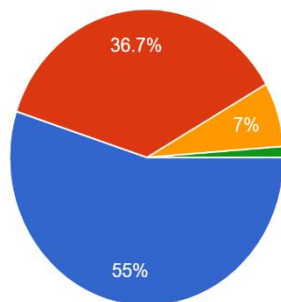


- 4 – To a great extent
- 3 – Moderate
- 2 – Some what
- 1 – Very little
- 0 – Not at all

4 – To a great extent	237
3 – Moderate	207
2 – Some what	34
1 – Very little	18
0 – Not at all	2

16. Teachers encourage you to participate in extracurricular activities.

498 responses

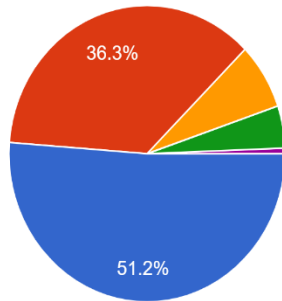


- 4 – Strongly agree
- 3 – Agree
- 2 – Neutral
- 1 – Disagree
- 0 – Strongly disagree

4 – Strongly agree	274
3 – Agree	183
2 – Neutral	35
1 – Disagree	6
0 – Strongly disagree	0

17. Efforts are made by the institute/ teachers to inculcate soft skills (Communication Skills, Interview Technique), life skills (Yoga, Gymnasium...uidance) to make you ready for the world of work.

498 responses

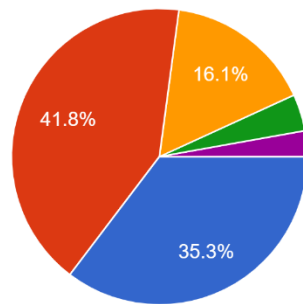


- 4 – To a great extent
- 3 – Moderate
- 2 – Some what
- 1 – Very little
- 0 – Not at all

4 – To a great extent	255
3 – Moderate	181
2 – Some what	36
1 – Very little	23
0 – Not at all	3

18. What percentage of teachers use ICT tools such as LCD projector, Multimedia, etc. while teaching.

498 responses

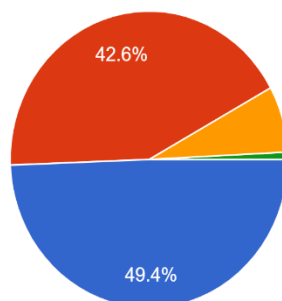


- 4 – Above 90%
- 3 – 70 – 89%
- 2 – 50 – 69%
- 1 – 30 – 49%
- 0 – Below 29%

4 – Above 90%	176
3 – 70 – 89%	208
2 – 50 – 69%	80
1 – 30 – 49%	20
0 – Below 29%	14

19. The overall quality of teaching-learning process in your institute is very good.

498 responses



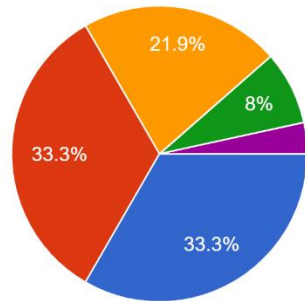
- 4 – Strongly agree
- 3 – Agree
- 2 – Neutral
- 1 – Disagree
- 0 – Strongly disagree

4 – Strongly agree	246
3 – Agree	212
2 – Neutral	36
1 – Disagree	4
0 – Strongly disagree	0

## Section B: Feedback on Infrastructure and Facilities

### 1. Admission Procedure

498 responses

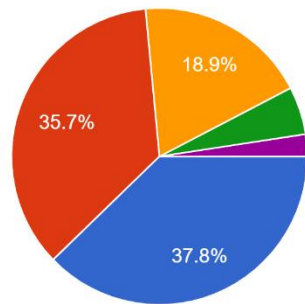


- Excellent
- Very good
- Good
- Satisfactory
- Poor

Excellent	166
Very good	166
Good	109
Satisfactory	40
Poor	17

### 2. Suitability of Library Timing

498 responses

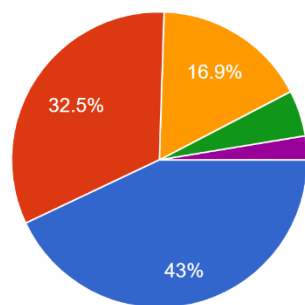


- Excellent
- Very good
- Good
- Satisfactory
- Poor

Excellent	188
Very good	178
Good	94
Satisfactory	26
Poor	12

### 3. Availability of Material (Book, Journals) in Library and Book Bank Facility.

498 responses



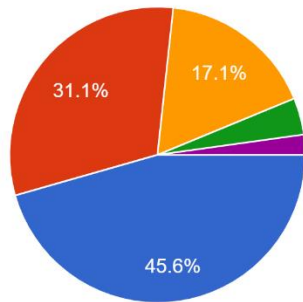
- Excellent
- Very good
- Good
- Satisfactory
- Poor

Excellent	214
Very good	162
Good	84
Satisfactory	25
Poor	13



#### 4. Reading Hall Facilities in Library.

498 responses

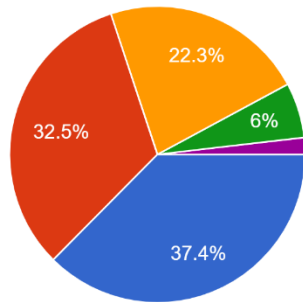


- Excellent
- Very good
- Good
- Satisfactory
- Poor

Excellent	227
Very good	155
Good	85
Satisfactory	20
Poor	11

#### 5. Availability of Equipment in Laboratories (Only for Science Students).

382 responses

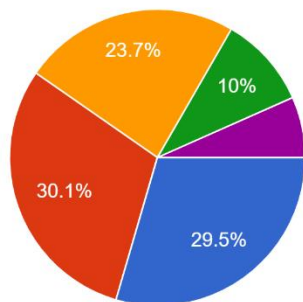


- Excellent
- Very good
- Good
- Satisfactory
- Poor

Excellent	143
Very good	124
Good	85
Satisfactory	23
Poor	7

#### 6. Functioning of Elevators (Lift)

498 responses

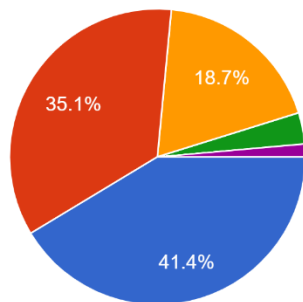


- Excellent
- Very good
- Good
- Satisfactory
- Poor

Excellent	147
Very good	150
Good	118
Satisfactory	50
Poor	33

### 7. Classroom Cleanliness and Ventilation in Class Room

498 responses

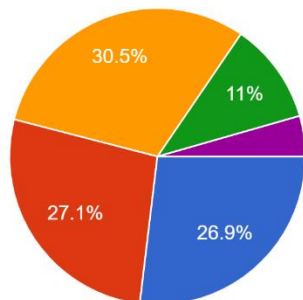


- Excellent
- Very good
- Good
- Satisfactory
- Poor

Excellent	206
Very good	175
Good	93
Satisfactory	17
Poor	7

### 8. Suitability of Gymkhana Timing

498 responses

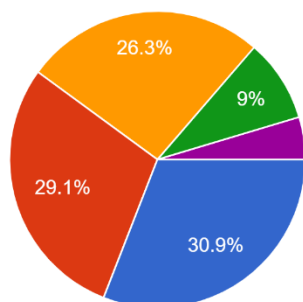


- Excellent
- Very good
- Good
- Satisfactory
- Poor

Excellent	134
Very good	135
Good	152
Satisfactory	55
Poor	22

### 9. Availability of sports instruments provided by Gymkhana.

498 responses

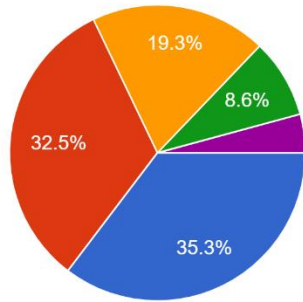


- Excellent
- Very good
- Good
- Satisfactory
- Poor

Excellent	154
Very good	145
Good	131
Satisfactory	45
Poor	23

### 10. Drinking Water Facility

498 responses

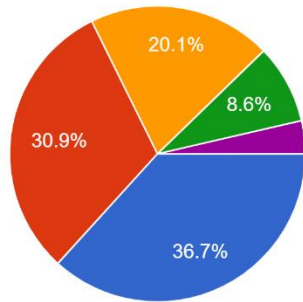


- Excellent
- Very good
- Good
- Satisfactory
- Poor

Excellent	176
Very good	162
Good	96
Satisfactory	43
Poor	21

### 11. Cleanliness of Washrooms

498 responses



- Excellent
- Very good
- Good
- Satisfactory
- Poor

Excellent	183
Very good	154
Good	100
Satisfactory	43
Poor	18



**Principal**  
**Dr.C.D.Marathe**